

# Chapman Middle School

## Two Year School Improvement Plan

2024 - 2026

## School Improvement Plan

2023-2024



# Goal 1: Building Relationships

## Expected Outcomes:



Create a revised [Advisory program](#) and implement a universal screening tool for mental health concerns.

Core Lab Grade 6: SEL Lessons

Increased recognition of positive behavior choices.

Increase student voice in decision making and planning.



# Goal 2: Student Achievement


## Expected Outcomes:

Administrators will participate in weekly walkthroughs to align and calibrate observation and teacher evaluation tools.


Staff will use MCAS data and Item Analysis to reflect on practice and improve instruction.

Staff will evaluate curriculum and grading for bias, equity, and cultural proficiency.

Staff will align curriculum and assessments vertically and amongst grade level peers.



Admin Walkthrough Feedback  
(Electronic form linked on Google Calendar invite)



Date: \_\_\_\_\_ Teacher(s): \_\_\_\_\_

Subject: \_\_\_\_\_

Lesson: Beginning Middle End

Circle All Observed: Direct Instruction Group Work w/ CB Independent w/ CB  
Independent w/ Paper Activator Exit Ticket Informal Assess. Formal Assess.  
Manipulatives Discussion Student discourse Accommodations

Circle All Observed: Visible Objective Visible Agenda Timers Seating Layout/Pairing  
Timers Directions Teacher Check Ins

Notes: \_\_\_\_\_

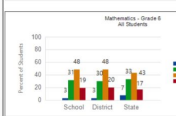
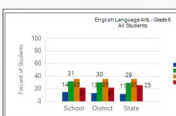
### MCAS Grade 6 - Overall Data

Participation Rate: 100%

English Language Arts	N Students Included	% School	% District	% State
Exceeding Expectations	53	14	13	11
Meeting Expectations	119	31	30	29
Partially Meeting Expectations	133	36	36	36
Not Meeting Expectations	79	21	21	25
Total Included	384			

Participation Rate: 100%

Mathematics	N Students Included	% School	% District	% State
Exceeding Expectations	12	3	3	7
Meeting Expectations	117	31	30	33
Partially Meeting Expectations	183	48	48	43
Not Meeting Expectations	71	18	20	17
Total Included	383			



45%  
Met/Exceeded  
Expectations

34%  
Met/Exceeded  
Expectations





## Goal 3: Family and Community Engagement



### Expected Outcomes:

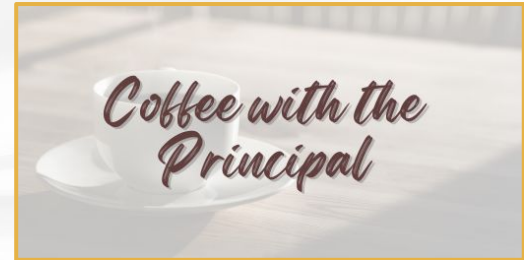
Increased opportunity to connect with families in Parent Council, SEPAC, and School Council.



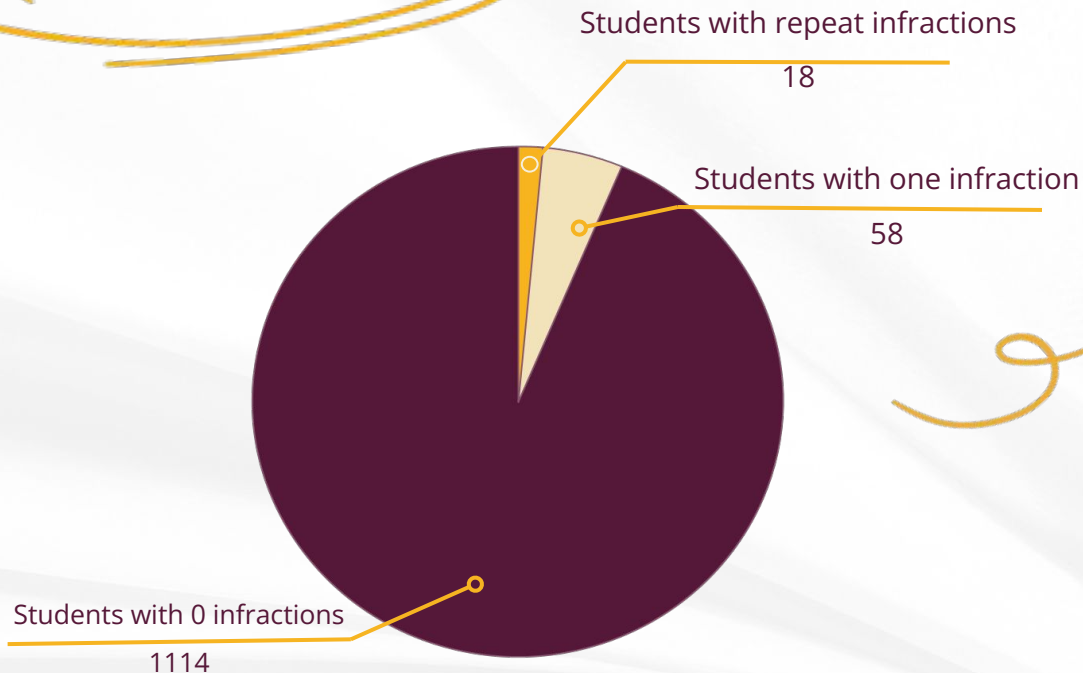
Create community opportunities for Officer Sgambato and community resource dog Stanley to connect with students and families.

Provide additional opportunities for family feedback at school events.

Creating a cell phone free school  
(see following slides).



## Number of Students with Cell Phone Infractions:



**That means**

**more than 93%**

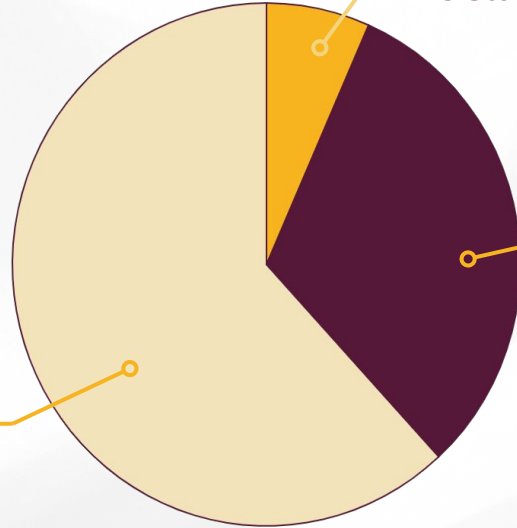
**of our school is following the new expectations!**

## Infractions by Grade: Who needs the most support?

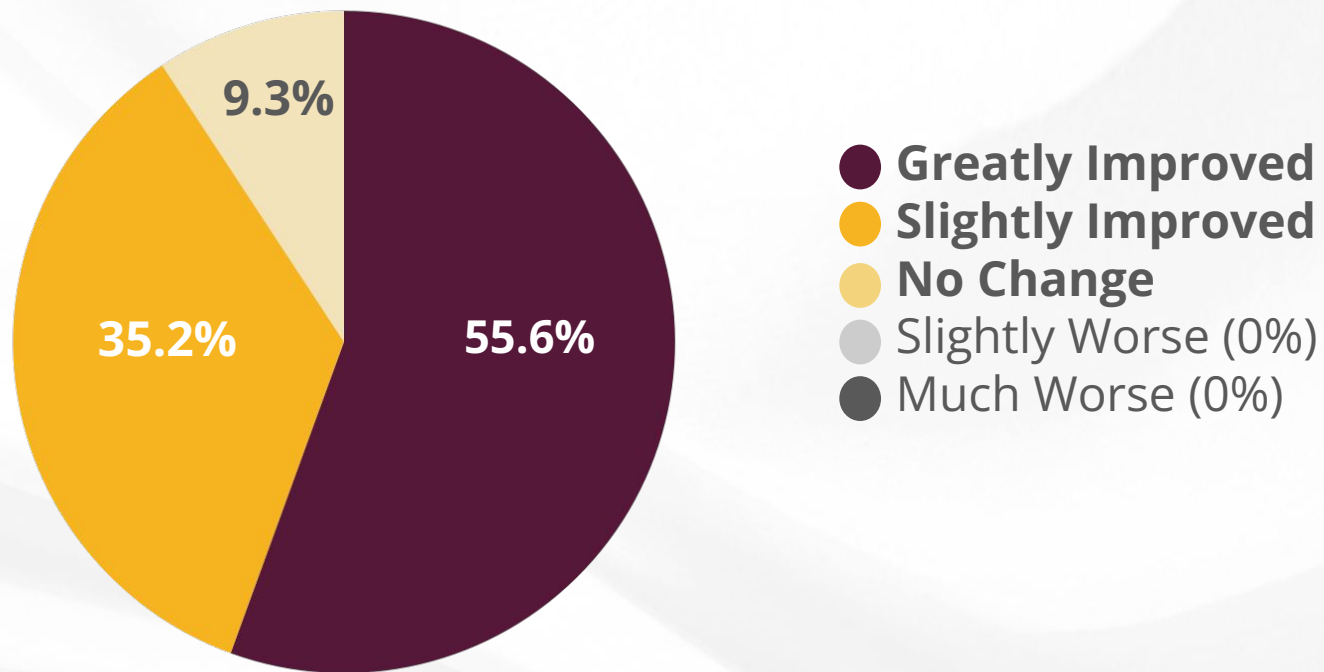
Grade 6  
5 Students

Grade 7  
24 Students

Grade 8  
47 Students



Compared to last year at this time, have you noticed a change in your students' level of focus during class?



# Staff Testimonials

“ I've asked former students about it- students I thought might struggle- and everyone seems really happy. They seem to understand the why, and I haven't heard ANY complaints. ”  
-Grade 7 Teacher

“ Students are seeking out more productive ways of coping with their difficulties during the school day. ”  
-Grade 8 Teacher

“ Students seem to be returning to normal age appropriate interactions as opposed to attempting to grow up faster than necessary. Kids are being kids again. ”  
-Exploratory Teacher





# Student Testimonials

“ I feel more connected to the real world. ”

“ This year I am more socially active. ”

“ My year this year is better because now because I'm more focused on work and me and my friends can interact more now. ”

“ I think the no phone rule helps me focus a lot more in class. ”

“ I don't have to worry about who is texting me. Compared to last year, I didn't really focus a lot and I had my phone on my a lot. ”

“ It's smoother and the classes are kinda fun now. ”

